

KALLISTA®

Bandeau™ by KALLISTA Air-Induction Showerhead with Arm P30529-00

Features

- High-quality solid-brass construction for durability and reliability
- Air-induction technology maximizes the air/water mix for a powerful, even flow
- Single-function spray
- Easy-to-clean sprayface resists mineral buildup
- 1.75 gpm (6.6 lpm) maximum flow rate
- Wall-mount installation

Recommended Products/Accessories

P34132-LV Thermostatic trim, lever handle
P21383-LV Thermostatic trim, lever handle
P24421-LV Thermostatic trim, lever handle



Codes/Standards









ASME A112.18.1/CSA B125.1
DOE - Energy Policy Act 1992
EPA WaterSense®
California Energy Commission (CEC)

KALLISTA® Five-Year Limited Warranty

See website for detailed warranty
information.

Available Colors/Finishes

Color tiles intended for reference only.

Color	Code	Description
	CP	Polished Chrome
	BL	Matte Black
	SN	Polished Nickel
	PGP	Polished Graphite
	BV	Brushed Bronze
	BN	Brushed Nickel
	BGP	Brushed Graphite
	BAF	Brushed French Gold

1-888-4-KALLISTA (1-888-452-5547)

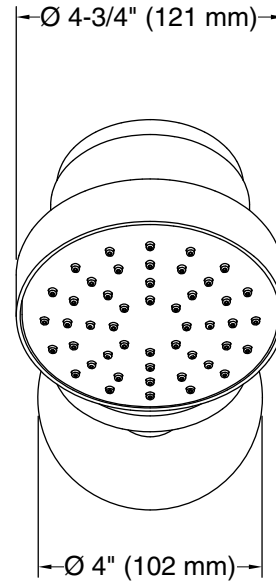
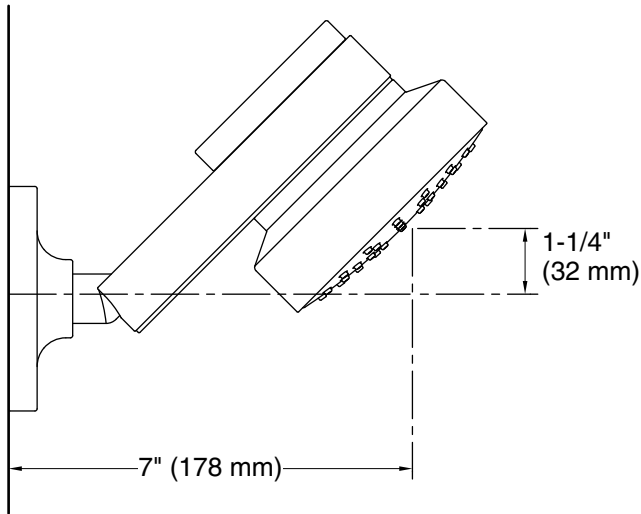
Kallista reserves the right to make revisions without notice to product specifications.

For the most current Specification Sheet, go to www.kallista.com.

9-24-2025 08:45 - US/CA

KALLISTA®

Bandeau™ by KALLISTA Air-Induction Showerhead with Arm P30529-00



Technical Information

All product dimensions are nominal.

Shower/Rainhead rated max flow: 1.75 gal/min (6.6 l/min)

Notes

Install this product according to the installation instructions.