



Salute®

15" round vessel bathroom sink, no overflow
K-28824

Features

- Beautifully translucent glass round basin
- Ribbed exterior with scalloped rim
- Handcrafted in small batches by expert glassmakers, featuring bubbles, textures, and other markings, unique to each individual piece
- Glass material provides a strong durable surface that is easy to clean yet visually distinctive
- Small size fits compact spaces
- Allows flexible faucet and accessory installation
- No faucet holes; requires wall- or counter-mount faucet

Installation

- Vessel

Required Products/Accessories

K-7107 Decorative Drain

or

K-7108 Decorative Drain

or

K-7129 Drain

Recommended Products/Accessories

K-23726 Drain treatment



ADA

Codes/Standards

CSA B45.11/IAPMO Z401

ADA





ICC/ANSI A117.1

KOHLER® One-Year Limited Warranty

See website for detailed warranty information.

Available Colors/Finishes

Color tiles intended for reference only.

Color	Code	Description
	TG1	Translucent Dusk
	TG6	Translucent Sapphire
	TG7	Translucent Sandalwood
	TG8	Translucent Stone

1-800-4KOHLER (1-800-456-4537)

Kohler Co. reserves the right to make revisions without notice to product specifications.

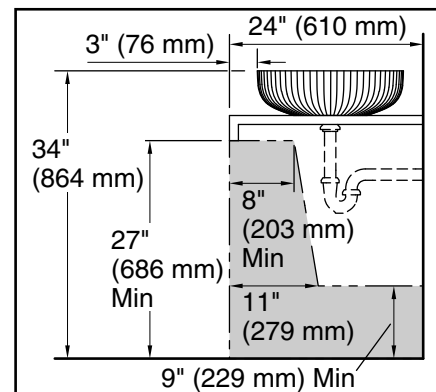
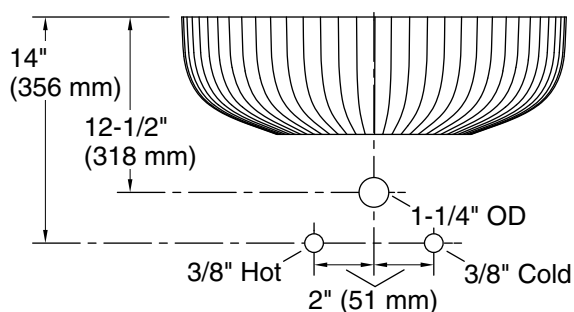
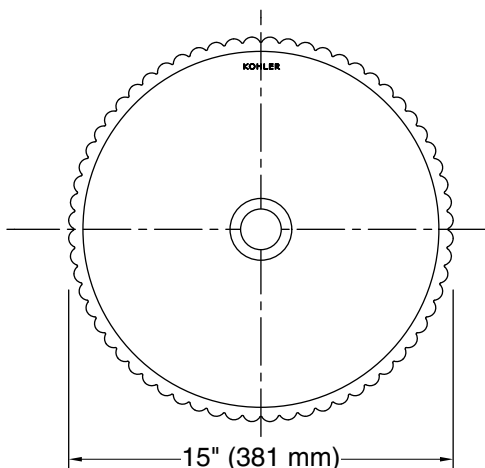
For the most current Specification Sheet, go to www.kohler.com USA or www.kohler.ca Canada

11-13-2025 20:15 - US/CA

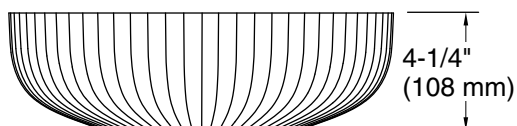
THE BOLD LOOK
OF **KOHLER®**



Salute®
15" round vessel bathroom sink, no overflow
K-28824



Recommended ADA Installation



Technical Information

All product dimensions are nominal.

Basin configuration: Single Bowl

Min. base cabinet width: 8" (203 mm)

Bowl area (Center): Length: 13-7/8" (352 mm)
Width: 13-7/8" (352 mm)
Bowl depth: 3-3/4" (95 mm)
Water depth: 3-3/4" (95 mm)

With overflow: No

Drain hole: 1-11/16" (43 mm)

Notes

Install this product according to the installation instructions.

ADA compliant when installed to the specific requirements of these regulations.