

Features

- Spray delivers a drenching rain experience
- Angled nozzles provide a full-coverage spray
- MasterClean™ sprayface features an easy-to-clean surface that withstands mineral buildup and maximizes spray performance
- 2.5 gpm (9.5 lpm) maximum flow rate
- Coordinates with other products in the Honesty collection
- 1/2" NPT connection

Material

- KOHLER finishes resist corrosion and tarnishing

Installation

- Wall- or ceiling-mount
- Shower arm and flange sold separately



Codes/Standards





ASME A112.18.1/CSA B125.1
DOE - Energy Policy Act 1992
NOM Standards
NOM 008-CONAGUA

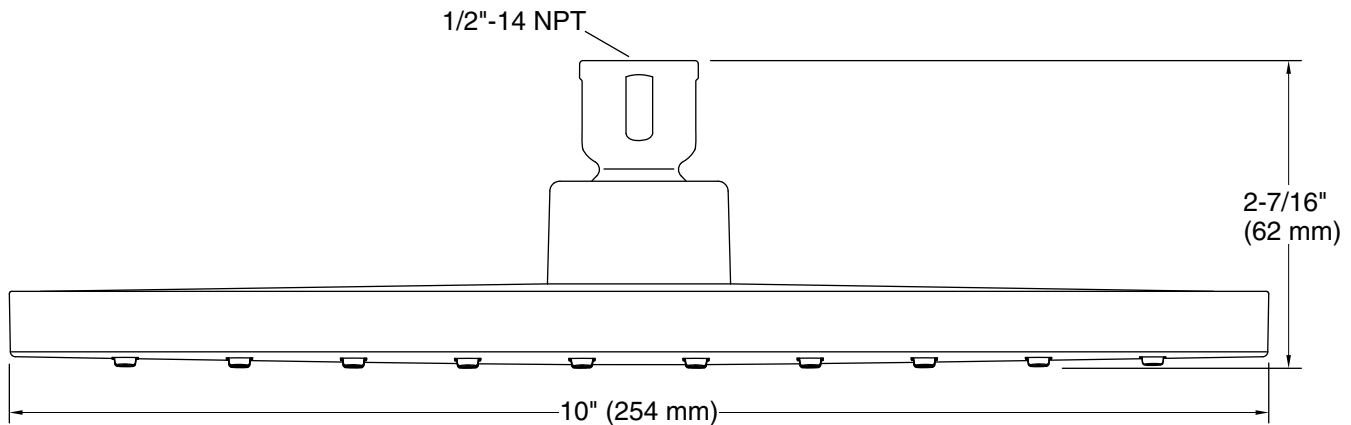
KOHLER® Faucet Lifetime Limited Warranty

See website for detailed warranty information.

Available Colors/Finishes

Color tiles intended for reference only.

Color	Code	Description
	CP	Polished Chrome
	BN	Vibrant® Brushed Nickel
	BL	Matte Black
	2MB	Vibrant® Brushed Moderne Brass



Technical Information

All product dimensions are nominal.

Spout:

Shower/Rainhead rated max flow: 2.5 gal/min (9.5 l/min)

Notes

For use with automatic compensating valves rated at 2.10 gal/min (7.9 l/min) or less.

Install this product according to the installation instructions.