



**Riverby®**

35-3/4" undermount single-bowl farmhouse  
workstation kitchen sink  
**K-24564-PC**

### Features

- Fits minimum 36" (914 mm) apron sink base cabinet
- Single bowl
- 9" (229 mm) depth provides generous workspace
- No faucet holes; requires wall- or deck-mount faucet
- Self-Trimming® apron overlaps cabinet face for easy installation and beautiful results
- Bowl slopes toward drain to minimize water pooling
- Offset drain increases workspace in the sink and storage space underneath
- Included accessories: cutting board, drain board, colander / drying rack, soaking bin with drain, stainless steel bottom sink rack
- All included accessories nest neatly together for easy storage when not in use
- Drain board, colander / drying rack, soaking bin with drain, and bottom sink rack are dishwasher-safe

### Material

- KOHLER® enameled cast iron
- Acid-resistant enamel finish

### Installation

- Undermount

### Recommended Products/Accessories

K-23726 Drain treatment  
K-23725 Cast iron cleaner  
K-11352 Disposal Flange with Stopper  
K-8801 Sink drain and strainer with tailpiece  
K-8799 Sink drain and strainer basket

### Optional Products/Accessories

K-9000 P-Trap  
K-35007 Bifold multipurpose rack  
K-35002 Ice bucket holder  
K-35003 Workstation sink cover  
K-35004 HDPE cutting board  
K-35005 Marble serving tray  
K-35487 Three-piece ice bucket set  
K-35484 Three-piece workstation sink prep bowl set

### Included Components

K-35000 Three-piece workstation sink accessory set  
K-35001 Maple wood cutting board  
K-6237 Left-Bowl Sink Rack  
K-6255 Right-Bowl Sink Rack



### Codes/Standards









ASME A112.19.1/CSA B45.2

### KOHLER® Enameled Cast Iron Kitchen and Bathroom Sink Lifetime Limited Warranty

See website for detailed warranty information.

### Available Colors/Finishes

*Color tiles intended for reference only.*

Color	Code	Description
	0	White
	FF	Sea Salt™
	96	Biscuit
	NY	Dune
	95	Ice™ Grey
	58	Thunder™ Grey
	7	Black Black™
	TRF	Truffle

1-800-4KOHLER (1-800-456-4537)

Kohler Co. reserves the right to make revisions without notice to product specifications.

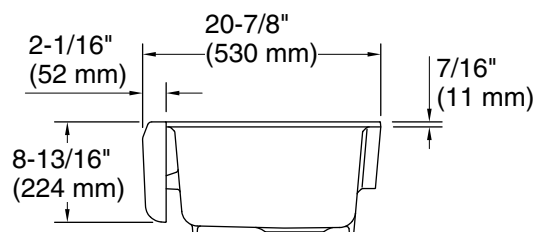
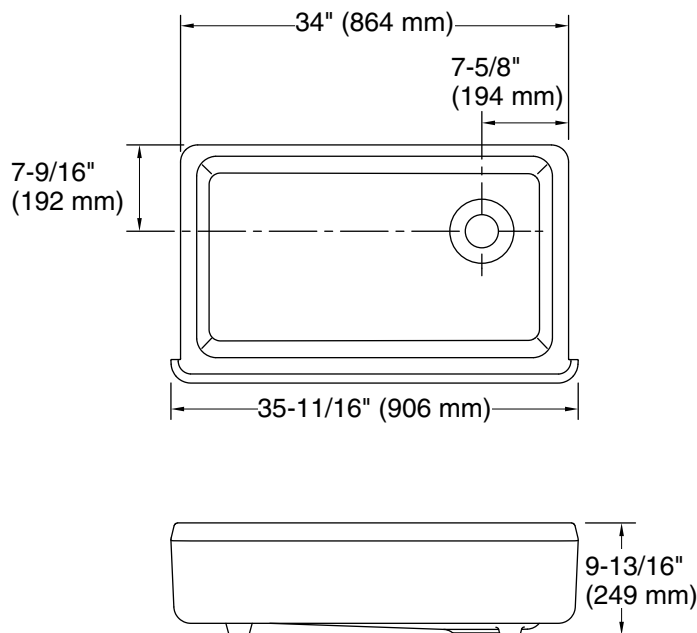
For the most current Specification Sheet, go to [www.kohler.com](http://www.kohler.com) USA or [www.kohler.ca](http://www.kohler.ca) Canada

10-17-2025 05:15 - US

THE BOLD LOOK  
OF **KOHLER®**



**Riverby®**  
35-3/4" undermount single-bowl farmhouse  
workstation kitchen sink  
**K-24564-PC**



### Technical Information

All product dimensions are nominal.

Basin configuration: Single Bowl

Min. base cabinet width: 36" (914 mm)

Bowl area (Basin #1):  
Length: 30-1/4" (769 mm)  
Width: 15-13/16" (402 mm)  
Bowl depth: 9" (229 mm)  
Water depth: 9" (229 mm)

Drain hole: 3-7/8" (98 mm)

Template: Undermount, 1398641-7, required, included  
Apron-front, 1157001, required, included

### Notes

Install this product according to the installation instructions.

**NOTICE:** Countertop manufacturer or cutter must use the cut-out template provided with the product, or a current one provided by Kohler Co. (call 1- 800-4KOHLER). Kohler Co. is not responsible for cutout errors when the incorrect cut-out template is used